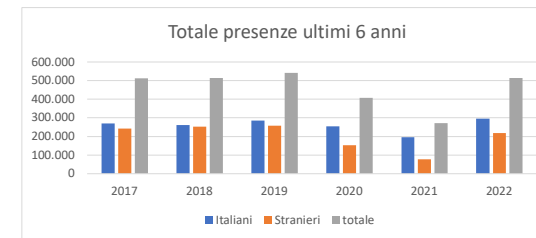
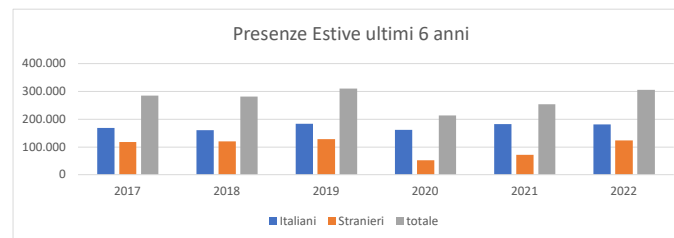
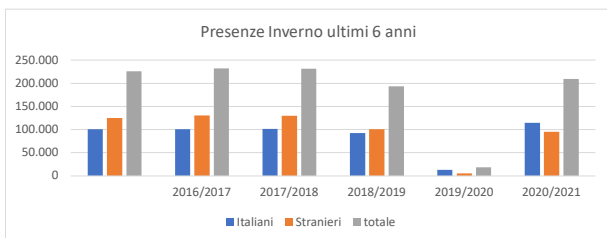
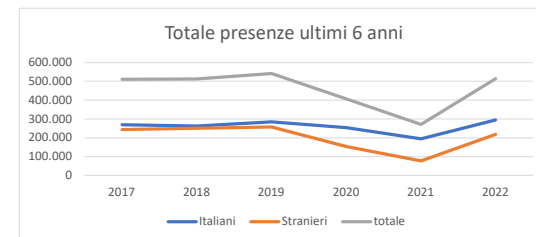
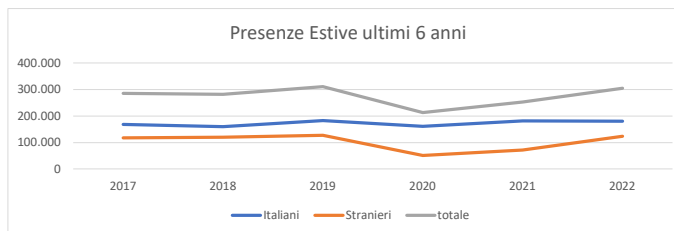
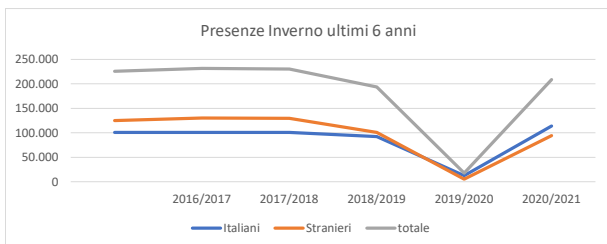


	Presenze Inverno ultimi 6 anni					
	% sulla stagione		% sulla stagione		totale	% sull'anno
	Italiani	Stranieri	Italiani	Stranieri		
2016/2017	101.072	45%	125.065	55%	226.137	44,17%
2017/2018	101.104	44%	130.640	56%	231.744	45,17%
2018/2019	101.167	44%	129.699	56%	230.866	42,60%
2019/2020	92.396	48%	101.127	52%	193.523	47,58%
2020/2021	12.710	70%	5.368	30%	18.078	6,66%
2021/2022	114.311	55%	94.674	45%	208.985	40,65%

	Presenze Estate ultimi 6 anni					
	% sulla stagione		% sulla stagione		totale	% sull'anno
	Italiani	Stranieri	Italiani	Stranieri		
2017	168.243	59%	117.584	41%	285.827	55,83%
2018	160.522	57%	120.834	43%	281.356	54,83%
2019	183.501	59%	127.603	41%	311.104	57,40%
2020	161.550	76%	51.620	24%	213.170	52,42%
2021	182.002	72%	71.526	28%	253.528	93,34%
2022	181.020	59%	124.087	41%	305.107	59,35%

	Totale Presenze ultimi 6 anni					
	% sull'anno		% sull'anno		totale	% tot di verifica
	Italiani	Stranieri	Italiani	Stranieri		
2017	269.315	53%	242.649	47%	511.964	100,00%
2018	261.626	51%	251.474	49%	513.100	100,00%
2019	284.668	53%	257.302	47%	541.970	100,00%
2020	253.946	62%	152.747	38%	406.693	100,00%
2021	194.712	72%	76.894	28%	271.606	100,00%
2022	295.331	57%	218.761	43%	514.092	100,00%



dati ISTA pervenuti tramite Office Régional du Tourisme ed elaborati da CSC